



Minnesota Multiphasic
Personality Inventory-2
Restructured Form®

SAMPLE REPORT

Case Description: Ms. X — Forensic, Neuropsychological Score Report

Ms. X is a 47-year-old, separated woman who underwent a forensic neuropsychological evaluation in connection with a personal injury lawsuit she had filed. The litigation involved a motor vehicle accident that occurred several months prior to the evaluation. According to Ms. X she was cut off by another vehicle while driving, and, unable to avoid a collision, she broadsided the other car. She recalls striking her head against a window, but was uncertain whether she lost consciousness. She was transported to a local hospital where she remained hospitalized for several days. Ms. X was discharged with diagnoses of a severe neck sprain, a contusion resulting from restraint by her seatbelt, a bladder infection, torn ligaments in her left leg, and nerve damage in her left foot.

Medical records indicated that the attending paramedic who first evaluated Ms. X described her mental status as normal. At the hospital her Glasgow Coma Scale score was 15/15. She is described in these records as presenting with a series of vaguely related symptoms and complaints that were investigated over the course of her hospitalization. Medical imaging studies did not reveal any abnormalities. Following discharge, after a series of complaints Ms. X was deemed to be incapable of caring for her own basic needs and found eligible to receive 24-hour assistance with basic living skills.

Ms. X reported having sustained another injury ten years prior to the recent motor vehicle accident when she fell into a ditch. According to her report a vertebrae fracture was diagnosed and treated unsuccessfully several years after this accident. She reported that prior to the first accident she had been employed as a paraprofessional, but she became disabled by the accident, and had not worked since this event. A review of medical records indicated that a number of evaluators concluded that Ms. X's symptoms and complaints following the initial accident could not be explained medically.

Ms. X's main complaint at the time of the current evaluation involved speech problems. Specifically, she complained that her speech was slowed and dysfluent, and that it required considerable effort for her to be able to speak. She also complained of diffuse pain with an unusual distribution, for which she was

Case descriptions do not accompany MMPI-2-RF reports, but are provided here as background information. The following report was generated from Q-global™, Pearson's web-based scoring and reporting application, using Ms. X.'s responses to the MMPI-2-RF. Additional MMPI-2-RF sample reports, product offerings, training opportunities, and resources can be found at [PearsonClinical.com/mmpi2rf](https://www.pearsonclinical.com/mmpi2rf).

Copyright © 2014 Pearson Education, Inc. or its affiliate(s). All rights reserved. Q-global, Always Learning, Pearson, design for Psi, and PsychCorp are trademarks, in the U.S. and/or other countries, of Pearson Education, Inc. or its affiliate(s). Minnesota Multiphasic Personality Inventory-2 Restructured Form and MMPI-2-RF are registered trademarks of the University of Minnesota, Minneapolis, MN. 8795-A 01/14



Minnesota Multiphasic
Personality Inventory-2
Restructured Form®

SAMPLE REPORT

Case Description (*continued*): Ms. X — Forensic, Neuropsychological Score Report

receiving very high doses of opiate-based medication. Ms. X claimed that since the accident she had lost her ability to perform simple math and was experiencing significant memory problems. She also reported experiencing mood swings and sleep difficulties.

Ms. X was referred for an independent neuropsychological evaluation by attorneys for the insurance company that was handling her case. The evaluating neuropsychologist observed that she presented with very atypical stuttering speech and other pseudoneurologic symptoms. Effort tests were administered as part of the neuropsychological test battery, and the results indicated that Ms. X exerted adequate effort. Cognitive testing indicated intact functioning in most areas likely to be affected by a brain injury, with some problems most likely due to extensive medication use.



Minnesota Multiphasic
Personality Inventory-2
Restructured Form®

Score Report

MMPI-2-RF®

Minnesota Multiphasic Personality Inventory-2-Restructured Form®

Yossef S. Ben-Porath, PhD, & Auke Tellegen, PhD

ID Number:	Ms. X
Age:	47
Gender:	Female
Marital Status:	Separated
Years of Education:	18
Date Assessed:	1/13/14



Copyright © 2008, 2011, 2012 by the Regents of the University of Minnesota. All rights reserved.
Distributed exclusively under license from the University of Minnesota by NCS Pearson, Inc. Portions reproduced from the MMPI-2-RF test booklet. Copyright © 2008 by the Regents of the University of Minnesota. All rights reserved. Portions excerpted from the *MMPI-2-RF Manual for Administration, Scoring, and Interpretation*. Copyright © 2008, 2011 by the Regents of the University of Minnesota. All rights reserved. Used by permission of the University of Minnesota Press.

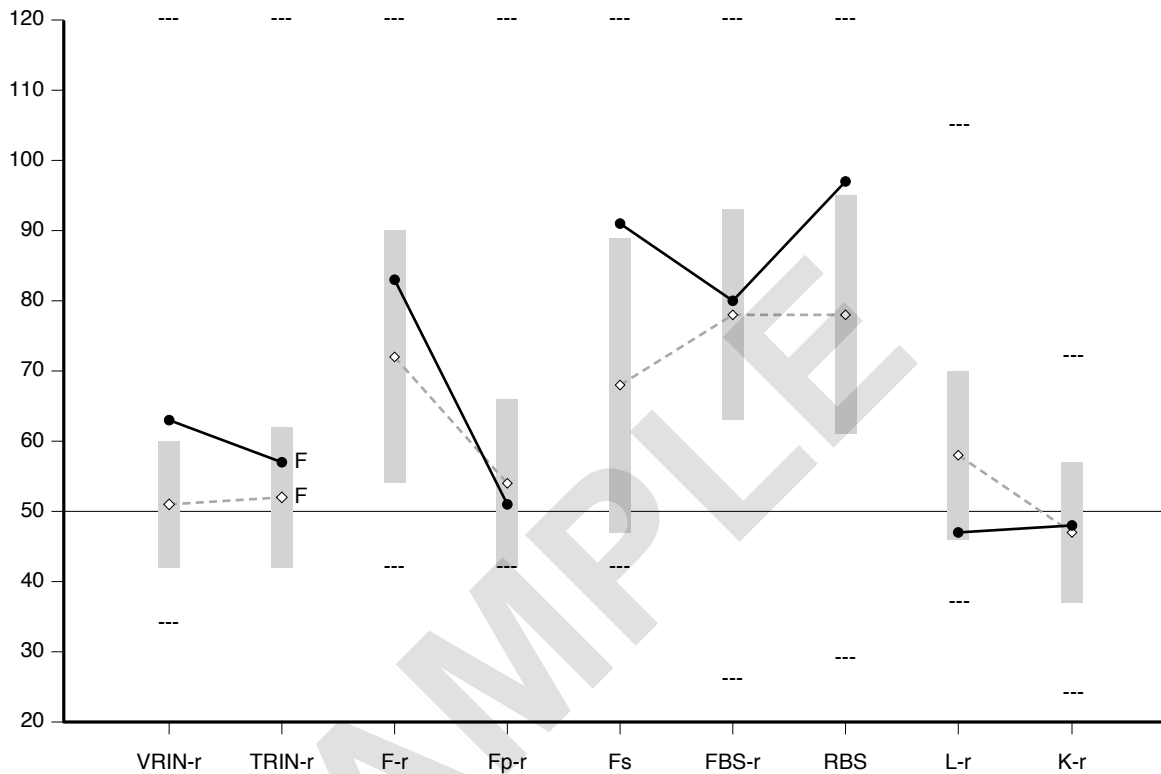
MMPI-2-RF, the **MMPI-2-RF logo**, and **Minnesota Multiphasic Personality Inventory-2-Restructured Form** are registered trademarks of the University of Minnesota. **Pearson**, the **PSI logo**, and **PsychCorp** are trademarks in the U.S. and/or other countries of Pearson Education, Inc., or its affiliate(s).

TRADE SECRET INFORMATION

Not for release under HIPAA or other data disclosure laws that exempt trade secrets from disclosure.

[2.2 / 1 / QG]

MMPI-2-RF Validity Scales



Raw Score:	6	10	9	1	6	17	16	2	7
T Score:	63	57 F	83	51	91	80	97	47	48
Response %:	100	100	100	100	100	100	100	100	100
Cannot Say (Raw):	0								
						Percent True (of items answered):			29%

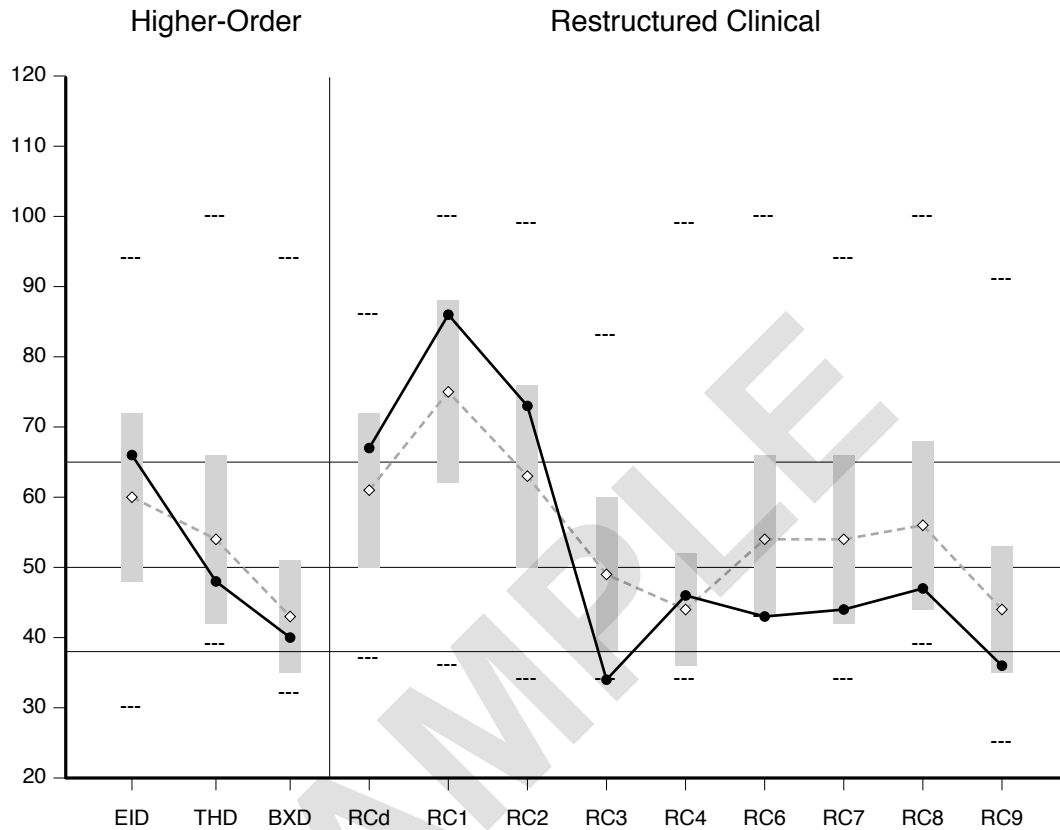
Comparison Group Data: Forensic, Neuropsychological Examination Litigant/Claimant (Women), N = 578

Mean Score (◇--◇):	51	52 F	72	54	68	78	78	58	47
Standard Dev (±1 SD):	9	10	18	12	21	15	17	12	10
Percent scoring at or below test taker:	92	76	78	62	88	57	88	26	62

The highest and lowest T scores possible on each scale are indicated by a "---"; MMPI-2-RF T scores are non-gendered.

VRIN-r	Variable Response Inconsistency	Fs	Infrequent Somatic Responses	L-r	Uncommon Virtues
TRIN-r	True Response Inconsistency	FBS-r	Symptom Validity	K-r	Adjustment Validity
F-r	Infrequent Responses	RBS	Response Bias Scale		
Fp-r	Infrequent Psychopathology Responses				

MMPI-2-RF Higher-Order (H-O) and Restructured Clinical (RC) Scales



	EID	THD	BXD	RCd	RC1	RC2	RC3	RC4	RC6	RC7	RC8	RC9
Raw Score:	22	1	2	14	18	10	0	3	0	3	1	4
T Score:	66	48	40	67	86	73	34	46	43	44	47	36
Response %:	100	100	100	100	100	100	100	100	100	100	100	100

Comparison Group Data: Forensic, Neuropsychological Examination Litigant/Claimant (Women), N = 578

Mean Score (◇--◇): 60 54 43 61 75 63 49 44 54 54 56 44

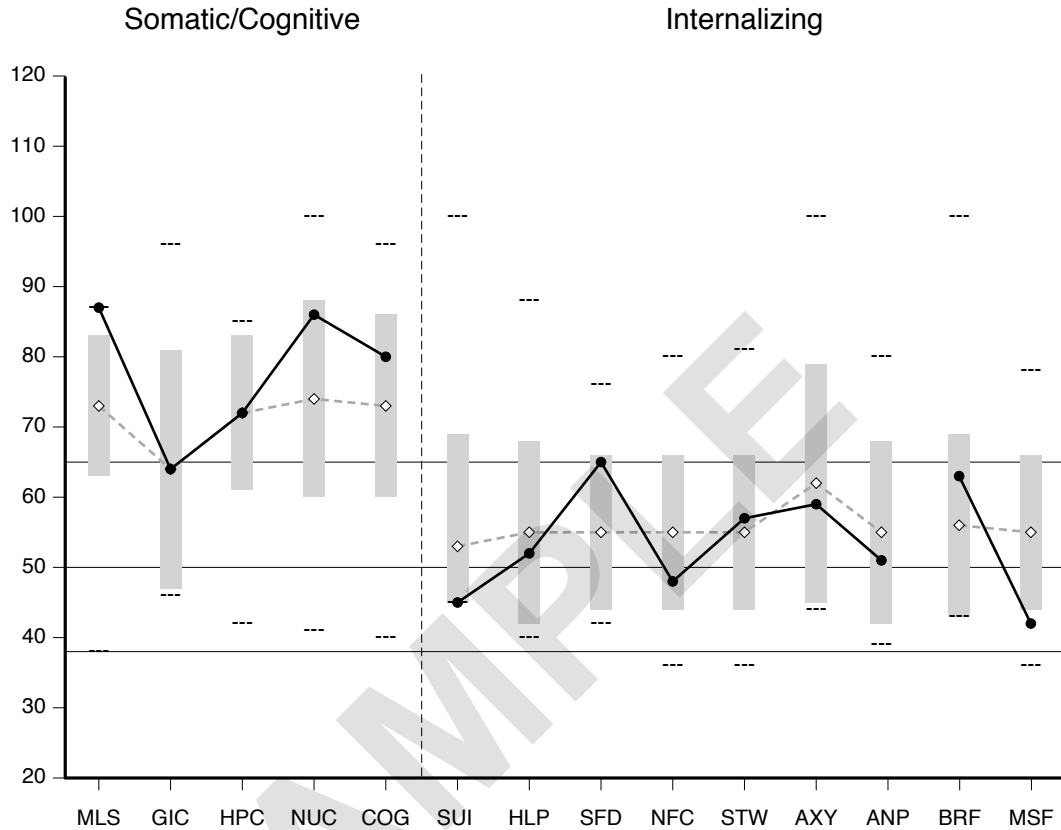
Standard Dev (±1 SD): 12 12 8 11 13 13 11 8 12 12 12 9

Percent scoring at or below test taker: 70 40 47 72 79 78 7 71 40 22 33 18

The highest and lowest T scores possible on each scale are indicated by a "---"; MMPI-2-RF T scores are non-gendered.

EID Emotional/Internalizing Dysfunction	RCd Demoralization	RC6 Ideas of Persecution
THD Thought Dysfunction	RC1 Somatic Complaints	RC7 Dysfunctional Negative Emotions
BXD Behavioral/Externalizing Dysfunction	RC2 Low Positive Emotions	RC8 Aberrant Experiences
	RC3 Cynicism	RC9 Hypomanic Activation
	RC4 Antisocial Behavior	

MMPI-2-RF Somatic/Cognitive and Internalizing Scales



Raw Score:	8	1	4	7	7	0	1	3	2	4	1	2	2	1
T Score:	87	64	72	86	80	45	52	65	48	57	59	51	63	42
Response %:	100	100	100	100	100	100	100	100	100	100	100	100	100	100

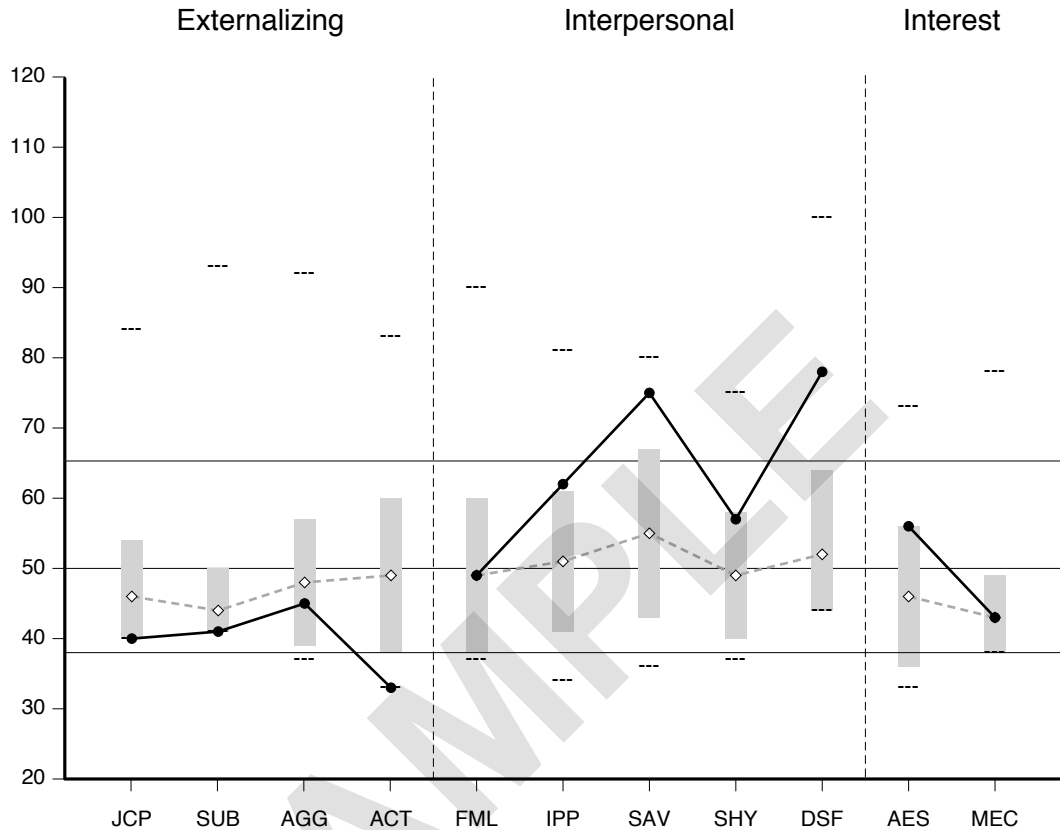
Comparison Group Data: Forensic, Neuropsychological Examination Litigant/Claimant (Women), N = 578

Mean Score (◇--◇):	73	64	72	74	73	53	55	55	55	55	62	55	56	55
Standard Dev (±1 SD):	10	17	11	14	13	16	13	11	11	11	17	13	13	11
Percent scoring at or below test taker:	100	59	51	85	77	76	60	87	36	74	59	49	81	12

The highest and lowest T scores possible on each scale are indicated by a "---"; MMPI-2-RF T scores are non-gendered.

MLS	Malaise	SUI	Suicidal/Death Ideation	AXY	Anxiety
GIC	Gastrointestinal Complaints	HLP	Helplessness/Hopelessness	ANP	Anger Proneness
HPC	Head Pain Complaints	SFD	Self-Doubt	BRF	Behavior-Restricting Fears
NUC	Neurological Complaints	NFC	Inefficacy	MSF	Multiple Specific Fears
COG	Cognitive Complaints	STW	Stress/Worry		

MMPI-2-RF Externalizing, Interpersonal, and Interest Scales



Raw Score:	0	0	1	0	2	7	9	5	3	4	1
T Score:	40	41	45	33	49	62	75	57	78	56	43
Response %:	100	100	100	100	100	100	100	100	100	100	100

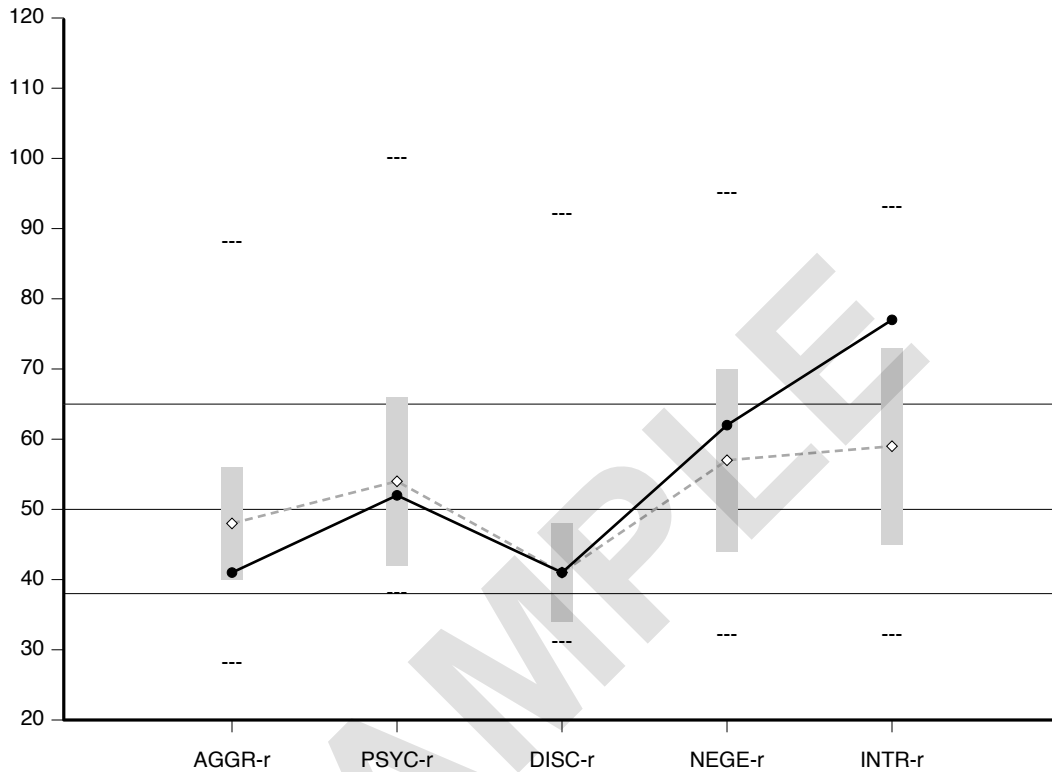
Comparison Group Data: Forensic, Neuropsychological Examination Litigant/Claimant (Women), N = 578

Mean Score (◇---◇):	46	44	48	49	49	51	55	49	52	46	43
Standard Dev (±1 SD):	8	6	9	11	11	10	12	9	12	10	6
Percent scoring at or below test taker:	62	76	52	6	62	91	94	89	98	88	71

The highest and lowest T scores possible on each scale are indicated by a "---"; MMPI-2-RF T scores are non-gendered.

JCP	Juvenile Conduct Problems	FML	Family Problems	AES	Aesthetic-Literary Interests
SUB	Substance Abuse	IPP	Interpersonal Passivity	MEC	Mechanical-Physical Interests
AGG	Aggression	SAV	Social Avoidance		
ACT	Activation	SHY	Shyness		
		DSF	Disaffiliativeness		

MMPI-2-RF PSY-5 Scales



Raw Score:	5	2	3	11	15
T Score:	41	52	41	62	77
Response %:	100	100	100	100	100

Comparison Group Data: Forensic, Neuropsychological Examination Litigant/Claimant (Women), N = 578

Mean Score (◇--◇):	48	54	41	57	59
Standard Dev (±1 SD):	8	12	7	13	14
Percent scoring at or below test taker:	21	54	64	71	88

The highest and lowest T scores possible on each scale are indicated by a "---"; MMPI-2-RF T scores are non-gendered.

AGGR-r	Aggressiveness-Revised
PSYC-r	Psychoticism-Revised
DISC-r	Disconstraint-Revised
NEGE-r	Negative Emotionality/Neuroticism-Revised
INTR-r	Introversiion/Low Positive Emotionality-Revised

MMPI-2-RF T SCORES (BY DOMAIN)

PROTOCOL VALIDITY

Content Non-Responsiveness	0	63	57 F			
	CNS	VRIN-r	TRIN-r			
Over-Reporting	83	51		91	80	97
	F-r	Fp-r		Fs	FBS-r	RBS
Under-Reporting	47	48				
	L-r	K-r				

SUBSTANTIVE SCALES

Somatic/Cognitive Dysfunction	86	87	64	72	86	80		
	RC1	MLS	GIC	HPC	NUC	COG		
Emotional Dysfunction	66	67	45	52	65	48		
	EID	RCd	SUI	HLP	SFD	NFC		
		73	77					
		RC2	INTR-r					
		44	57	59	51	63	42	62
		RC7	STW	AXY	ANP	BRF	MSF	NEGE-r
Thought Dysfunction	48	43						
	THD	RC6						
		47						
		RC8						
		52						
		PSYC-r						
Behavioral Dysfunction	40	46	40	41				
	BXD	RC4	JCP	SUB				
		36	45	33	41	41		
		RC9	AGG	ACT	AGGR-r	DISC-r		
Interpersonal Functioning	49	34	62	75	57	78		
		FML	RC3	IPP	SAV	SHY	DSF	
Interests	56	43						
	AES	MEC						

Note. This information is provided to facilitate interpretation following the recommended structure for MMPI-2-RF interpretation in Chapter 5 of the *MMPI-2-RF Manual for Administration, Scoring, and Interpretation*, which provides details in the text and an outline in Table 5-1.

ITEM-LEVEL INFORMATION

Unscorable Responses

The test taker produced scorable responses to all the MMPI-2-RF items.

Critical Responses

Seven MMPI-2-RF scales--Suicidal/Death Ideation (SUI), Helplessness/Hopelessness (HLP), Anxiety (AXY), Ideas of Persecution (RC6), Aberrant Experiences (RC8), Substance Abuse (SUB), and Aggression (AGG)--have been designated by the test authors as having critical item content that may require immediate attention and follow-up. Items answered by the individual in the keyed direction (True or False) on a critical scale are listed below if her T score on that scale is 65 or higher.

The test taker has not produced an elevated T score (≥ 65) on any of these scales.

End of Report

This and previous pages of this report contain trade secrets and are not to be released in response to requests under HIPAA (or any other data disclosure law that exempts trade secret information from release). Further, release in response to litigation discovery demands should be made only in accordance with your profession's ethical guidelines and under an appropriate protective order.
